



School Supply Pouch

This pouch is large enough to hold 24 crayons, 6-10 markers, pencils, several pens and a large eraser. Remove these items from the packages before putting in the pouch in order to make everything fit nicely. Tip: Cut up jeans work great for fabric.




1. Cut 11"x14" rectangle from cloth. Sturdy cloth works better (ex. Broadcloth). If your rectangle is a bit smaller, approx. 10"x13", the pouch will still be large enough. Press under $\frac{1}{2}$ " on shorter side of rectangle. Stitch about $\frac{1}{4}$ " from edge.



2. With right sides together, fold finished edge of pouch up about 5 inches. Stitch $\frac{1}{2}$ " seam on both side edges.



3. Turn right side out. Fold remaining two vertical sides at seam allowance. Press.



4. Fold top edge in like triangle. Press. Stitch. Sew Velcro closure in place. Using a 2-3" piece.



5. Finished pouch.